














































Stitch Overview











































Utility Stitches

Stitch	No	Name	Description
	1	Straight stitch	For seaming and topstitching. Select from 29 different needle positions.
	2	Stretch triple straight stitch	Reinforced seam. Topstitching.
	3	Straight stitch reverse	Sew continuous reverse.
	4	Straight basting stitch	Single stitch used for basting. You determine the length of stitch manually.
	5	Zigzag stitch	Reinforce seams, clean finish, stretch sewing, lace insertion.
	6	Zigzag stitch, right or left needle position	Reinforce seams, clean finish, stretch sewing.
	7	Z-zigzag stitch	Appliqué, couching, eyelets.
	8	Stretch triple zigzag stitch	Elastic stitch for decorative hems or topstitching.
	9	Three-step zigzag stitch	Sewing elastic, darning, patching.
	10	Elastic stitch	Sewing elastic, darning, patching.
	11	Triple stretch stitch	Sewing elastic, darning, patching and decorative sewing.
	12	Honeycomb stitch	Decorative stitch for stretch fabrics and hems. Also used with elastic thread in the bobbin.
	13	Bridging stitch	Joining fabrics and quilt batting, decorative stitch for quilting, hemstitching.
	14	Foundation elastic stitch	Joining stitch for undergarments, terry cloth, leather, bulky fabrics where overlapping the seams.
	15	Crosshem stitch	Elastic decorative hem for stretch fabrics.
	16	Blindhem stitch	Sewing blindhems on woven fabrics.
	17	Elastic blindhem stitch	Sewing blindhems on stretch fabrics.
	18	Stretch tricot stitch	Sewing seams on stretch fabrics.
	19	Closed overlock	Seam and overcast stretch fabrics in one step.
	20	Closed overlock	Seam and overcast stretch fabrics in one step.































Stitch	Nº	Name	Description
	21	Closed overlock	Seam and overcast in one step with reinforced edge.
	22	Elastic overcast	Seam and overcast stretch fabrics in one step.
	23	Elastic overcast	Seam and overcast stretch fabrics in one step.
	24	Overlock	Seam and overcast in one step, patch, hem.
	25	Closed overlock	Seam and overcast in one step, patch, hem.
	26	Stretch knit overlock	Seam and overcast stretch fabrics in one step.
	27	Reinforced overlock	Seam and overcast stretch fabrics in one step.
	28	Finishing edge overlock	Seam and overcast stretch fabrics in one step.
	29	Mock cover hem	Create the look of a serger coverhem on stretch fabrics.
	30	Overlock blindhem	Create decorative overlock blindhem for woven fabrics.
	31	Closed overlock blindhem	Create decorative overlock blindhem for stretch fabrics.
	32	Linen buttonhole	Buttonhole for blouses, shirts and linen.
	33	Standard buttonhole	Basic buttonhole for blouses, shirts and jackets. Also for pillow cases.
	34	Rounded buttonhole with lengthwise tack	Buttonhole for garments.
	35	Eyelet buttonhole with pointed tack	Tailors buttonhole or decorative buttonhole.
	36	Eyelet buttonhole with lengthwise tack	Tailors buttonhole for jackets and trousers.
	37	Rounded buttonhole	Buttonhole for light garments or jackets.
	38	Stretch buttonhole	Buttonhole for stretch fabrics.
	39	Button sewing	Sew on buttons or tacking.
	40	Eyelet	Heirloom sewing decorative trim.
	41	Programmable darning stitch	Darning holes or damaged fabric.
	42	Programmable reinforced darning stitch	Reinforced darning holes or damaged fabric.
	43	Bartack	Automatically reinforce seams and pockets.

Stitch	Nº	Name	Description
	44	Denim bartack	Automatically reinforce seams and pockets decoratively.
	45	Decorative bartack	Automatically reinforce seams and pockets decoratively.


























Quilt Stitches

													
46	47	48	49	50	51	52	53	54	55	56	57	58	59
													
60	61	62	63	64	65	66	67	68	69	70	71	72	73
													
74	75	76	77	78	79	80	81	82	83	84	85	86	87


































Needle Art Stitches





















														
88	89	90	91	92	93	94	95	96	97	98	99	100	101	102
														
103	104	105	106	107	108	109	110	111	112	113	114	115	116	117

Satin Stitches







												
118	119	120	121	122	123	124	125	126	127	128	129	130
												
131	132	133	134	135	136	137	138	139	140	141	142	

Decorative Stitches

										
143	144	145	146	147	148	149	150	151	152	153
										
154	155	156	157	158	159	160	161	162	163	164
										
165	166	167	168	169	170	171	172	173	174	175

										
176	177	178	179	180	181	182	183	184	185	186
										
187	188	189	190	191	192	193	194	195		

Optional Feet Stitches

Stitch	No	Name	Description
	196	Beading stitch, 4–6 mm	For sewing on pearls, beads etc. Requires optional Beading foot (part number 820605–096).
	197	Beading stitch	For sewing on pearls, beads etc. Requires optional Beading foot (part number 820605–096).
	198	Candlewicking	Create the look of hand embroidered French knots. Requires optional Candlewicking Foot for IDT™ system (part number 820613–096).
	199	Candlewicking	Create the look of hand embroidered French knots. Requires optional Candlewicking Foot for IDT™ system (part number 820613–096).
	200	Joining and edging stitch	For joining two pieces of fabric. Requires optional Join and Fold Edging Foot for IDT™ system (part number 820931–096).
	201	Joining and edging stitch	For joining two pieces of fabric. Requires optional Join and Fold Edging Foot for IDT™ system (part number 820931–096).

Alphabets

Block

ABCDEFGHIJKLMNOPQRSTUVWXYZ
 abcdefghijklmnopqrstuvwxyz
 Å Ä Ö Ù Æ Ø Ñ Ò & ? !
 å ä ö ø ù æ ø ù ö ç ñ ' @
 1234567890.,- _

Cyrillic

А Б В Г Д Е Ж З И Й К Л М Н О П Р С Т У Ф Х Ц Ч
 Ш Щ Ъ Ы Ь Э Ю Я
 а б в г д е ж з и й к л м н о п р с т у ф х ц ч ш щ ъ ы ь э ю я
 1234567890ё&?!'@.,- _